




CITRUS SEW & VAC

JANOME • ELNA • NECCHI
LINDHAUS • SEBO • RICCAR
EUREKA • ROYAL • HORN CABINETS

www.citrussewandvac.com

1615 SILVER SPRINGS BLVD. • OCALA, FLORIDA 34470 • (352) 620-0225

DECEMBER • JANUARY • FEBRUARY



The Freedom to Create Artwork and Embroidery Data - Just the Way You Want!

DECEMBER

Lazy Girl Bendy Bag

Looking for that perfect bag to tote gear, cords, goodies and much more in? The Bendy Bag from Lazy Girl Designs is just the bag! Bendy unzips in one motion and stands at attention with a wide mouth opening for easy access. This bag is easily made in one class session using a fun zipper technique of sewing the zipper in flat and then bending the bag and stitching which gives this bag its adorable funky look!



www.LazyGirlDesigns.com

1 Session

Date: Friday, December 2
Time: 10:00 am – 3:00 pm
Fee: \$20.00 plus pattern and supplies

*Free Lesson - Patchwork 101

This class is designed for all beginning quilters. Learn how to accurately cut and machine piece to achieve crisp points and matched seams. This project will be used in Appliqué 101.




1 Session

Date: Friday, December 9
Time: 10:00 a.m. – noon

Fee: \$15.00 Plus \$5.00 Kit Fee

*Free if machine was purchased at Citrus Sew & Vac plus \$5.00 kit fee



*Free Lesson - Machine Appliqué 101



The block constructed in Patchwork 101 becomes the background for a machine appliquéd flower. This class is for all beginning quilters to learn the basics of machine appliqué.

1 Session

Date: Friday, December 9

Time: 12:30 – 2:30 p.m.

Fee: \$15.00 Plus \$5.00 Kit Fee

*Free if machine was purchased at Citrus Sew & Vac plus \$5.00 kit fee

Sit and Sew

We set this time aside for you to bring your machine and whatever project you would like to work on into our classroom. This is a great time to sew, socialize and share skills with others. Space is limited so you must sign up ahead of time. An instructor will be on hand to offer advice or assistance, if needed. Come join us!

Monthly Session's

Date: Wednesday, December 14

Time: 11:00 a.m. – 4:00 p.m.

Fee: \$15.00

*Free Lesson - Quilting 101

For all beginning quilters, learn to do basic piecing, stipple quilting, stitch-in-the ditch and creative free-motion quilting. ¼" foot, stippling/darning foot and walking foot are required for this lesson.



1 Session

Date: Friday, December 16

Time: 10:00 a.m. – 1:00pm

Fee: \$15.00 Plus \$5.00 Kit Fee

*Free if machine was purchased at Citrus Sew & Vac plus \$5.00 kit fee

Sit and Sew

This is time we set aside for you to bring your machine and whatever project you would like to work on into our classroom. This is a great time to sew, socialize and share skills with others. Space is limited so you must sign up ahead of time. An instructor will be on hand to offer advice or assistance, if needed. Come join us!

Monthly Session's

Date: Wednesday, December 21

Time: 11:00 a.m. – 4:00 p.m.

Fee: \$15.00

JANUARY

Sewing Machine Mat and Organizer- Free Pattern

If you've ever fantasized about having all your necessary notions right where you need them, right when you need them, you're going to love this Sewing Machine and Mat Organizer. Featuring roomy pockets perfectly sized for stowing scissors, templates, measuring tapes, and more, this handy organizer makes sure everything you need for a stress-free sewing session is always right at your fingertips.



1 Session

Date: Friday, January 6

Time: 10:00 am – 3:00 pm

Fee: \$20.00 plus supplies

Sit and Sew

We set this time aside for you to bring your machine and whatever project you would like to work on into our classroom. This is a great time to sew, socialize and share skills with others. Space is limited so you must sign up ahead of time. An instructor will be on hand to offer advice or assistance, if needed. Come join us!

Monthly Session's

Date: Wednesday, January 11

Time: 11:00 a.m. – 4:00 p.m.

Fee: \$15.00

Machine Embroidery Pointed Pieced Placemats

We are pleased to now offer designs from Sweet Pea Embroidery! Our first project will be these fun Pointed Pieced Placemats, which consists of two different blocks. The first is a pieced block and the second is a beautiful quilt design which are both made in the hoop, they are then joined with the sewing machine. These place mats are quick and easy to make and are a great addition to your table or better yet a super gift idea! Design Download is provided the day of the class.

2 Sessions

Date: Friday, January 13
and 27

Time: 10:00 am -2:00 pm

Fee: \$30.00 plus design
download and supplies



Fat Quarter Friendly Roosting Hen Pot Holder

Something so small can have a giant impact! Here's a great way to liven up your kitchen with this adorable Roosting Hen pot holder. She can even "roost" right on your pot handle. A super gift idea!



1 Session

Date: Wednesday, January 18

Time: 10:00 am. -2:00 pm

Fee: \$20.00 plus book and
supplies

Oriental Fan Table Runner

Make this beautiful table runner fit for a queen with delicate fan points. Set "on point" the elegant fans are sure to attract attention. This is a fun and easy Eleanor Burns pattern. A free acrylic template for the fan points is included with the pattern. You can even take these beautiful fans and create a gorgeous quilt with them! Yardage and cutting charts for both the 21" x 48" Table runner and the 61" x 69" Quilt are included in the pattern.

2 Sessions

Date: Friday, January 20 and
February 10

Time: 10:00 am – 2:00 pm

Fee: \$ 30.00 plus pattern and
supplies



Sit and Sew

This is time we set aside for you to bring your machine and whatever project you would like to work on into our classroom. This is a great time to sew, socialize and share skills with others. Space is limited so you must sign up ahead of time. An instructor will be on hand to offer advice or assistance, if needed. Come join us!

Monthly Session's

Date: Wednesday, January 25

Time: 11:00 a.m. – 4:00 p.m.

Fee: \$15.00

FEBRUARY

Machine Embroidery Pretty Flower Mug Rug

Every coffee cup should have this pretty applique mug rug to sit on! These little cuties come in four sizes: 4x4 5x5 6x6 and 7x7 and are completely made in the hoop. This is a fun and easy project that can easily be made in one class session. Great project for a beginner! Design Download is provided the day of the class.



1 Session

Date: Friday, February 3

Time: 10:00 am – 2:00 pm

Fee: \$20.00 plus design download and supplies

Sit and Sew

We set this time aside for you to bring your machine and whatever project you would like to work on into our classroom. This is a great time to sew, socialize and share skills with others. Space is limited so you must sign up ahead of time. An instructor will be on hand to offer advice or assistance, if needed. Come join us!

Monthly Session's

Date: Wednesday, February 8


Time: 11:00 a.m. – 4:00 p.m.

Fee: \$15.00

Introduction to Digitizer V5

We have designed a specific class for those of you who have purchased the New Digitizer V5 Software and are looking to understand some of the new features and functions that the software offers. This first class will explain each of the tools and under which heading they can be located. Please

bring your computer with installed software to class.



1 Session
Date: Wednesday,
February 15
Time: 11:00 am – 2:00 pm
Fee: \$15.00

Machine Embroidery

How Does Your Garden Grow Tote Bag

You will be the envy of all of your friends with this fabulous tote bag! The design comes in one size for the 5x7 hoop. There are two different blocks with a beautiful applique design and the quilting is done in the hoop. This beauty requires eight hooping's and some sewing on your sewing machine. The bag is completely lined and beautifully finished! Design Download is provided the day of the class.



2 Sessions
Date: Friday, February 17 and 24
Time: 10:00 am- 3:00 pm
Fee: \$30.00 plus design download and supplies

Sit and Sew

This is time we set aside for you to bring your machine and whatever project you would like to work on into our classroom. This is a great time to sew, socialize and share skills with others. Space is limited so you must sign up ahead of time. An instructor will be on hand to offer advice or assistance, if needed. Come join us!

Monthly Session's

Date: Wednesday, February 22

Time: 11:00 a.m. – 4:00 p.m.

Fee: \$15.00

ABOUT OUR CLASSES

To sign up for a class, we do require you pay for that specific class in order to reserve your space. You may call to sign up, give us a credit card number and we will immediately charge your account and enroll you in the class. If you prefer to send us a check, you will be enrolled when it is received. Otherwise, please come in the store to pay for the class, receive your supply list and reserve your space.

Cancellation Policy

When you sign up for a class or lesson, we have reserved a time and space for you. If you cannot attend a class or lesson for whatever reason, please call to cancel and we will make arrangements for a store credit. If you do not call to cancel, you will forfeit the class fee or kit fee and we will not give you a store credit. If we cancel a class, you will receive a store credit for the class or kit fee.

